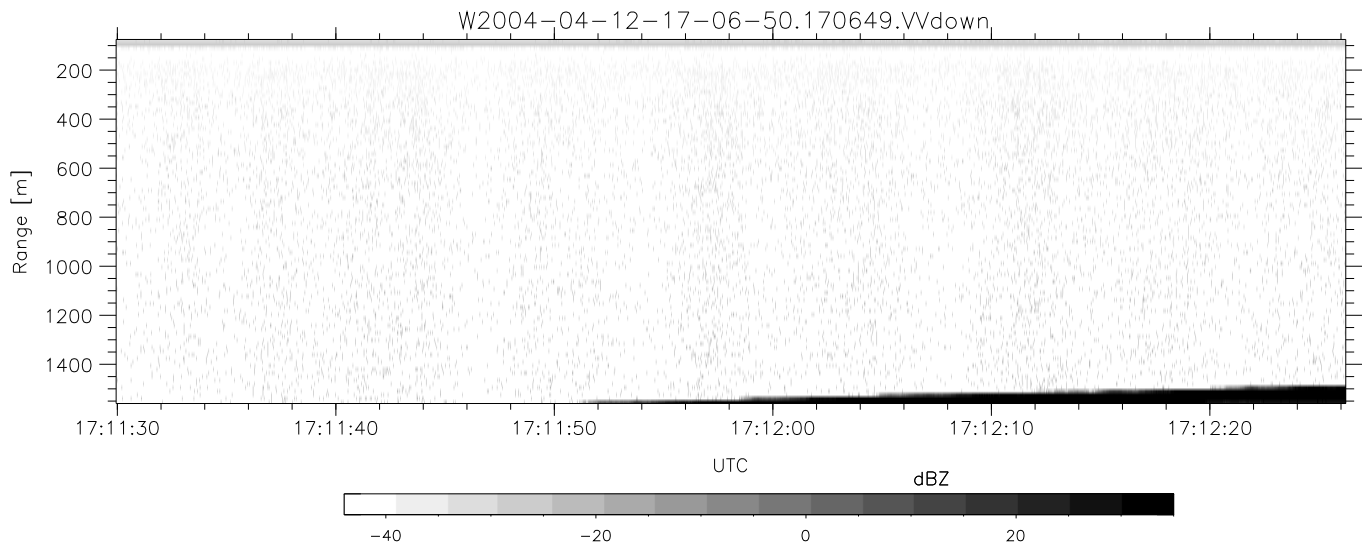
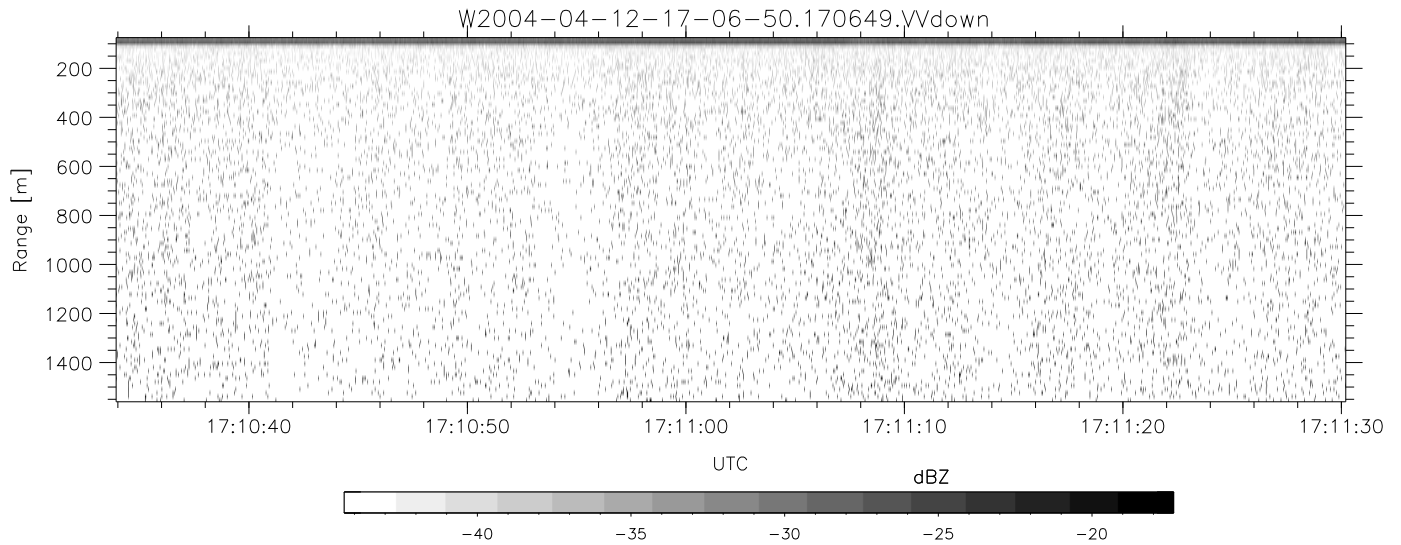
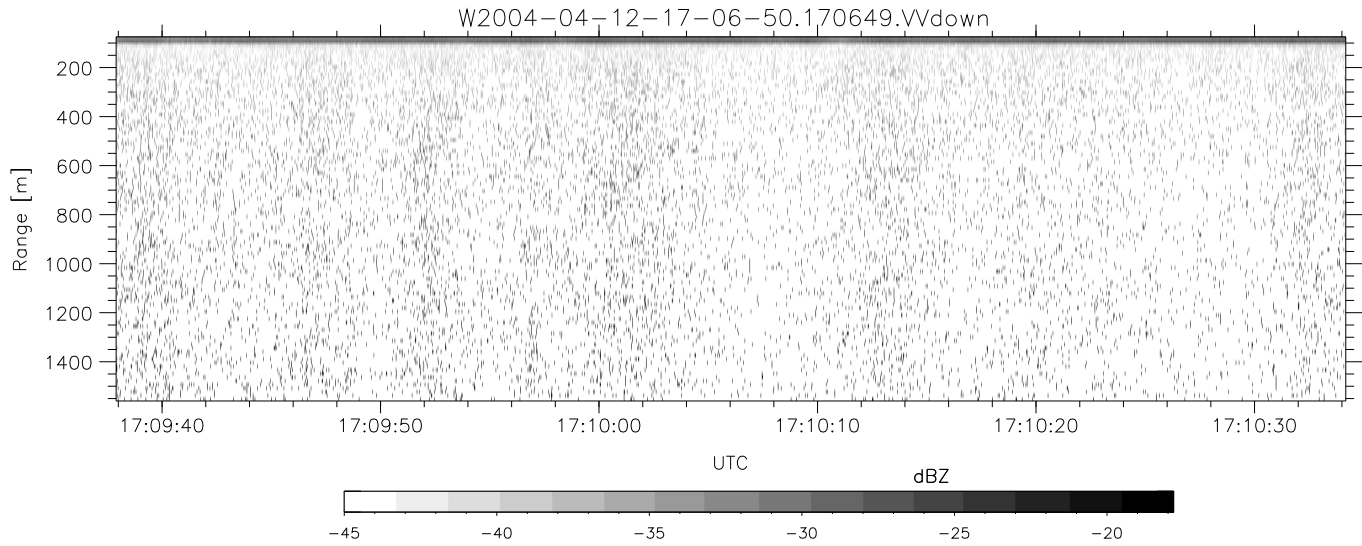


CIFEX 2004 Data (cal/250ns+2.5/100ns-3.5/500ns: 53.0,50.0)

W2004-04-12-17-06-50 - PPMAG4, IRIG:1/0/2
 UTC: 17:06:49.85 to 17:21:19.92, Dur: 870s
 TimeLngth: 870.08s, TimeInt: 28ms (35.4pps)
 TimeCor=-13.0s, PPS(min,max,med): 35,36,35
 Timeint/DSPdiff(mn,min,mx):28,28,33/28,28,33
 Prof: 245 to 31090, NumProf(r/t): 17571/30845
 ProcTime/Recs: 17:06:49-17:15:05/0-17570
 ADacqtime: 25ms; DRate: 198.4KB/s; Flags: 0, 0, 0
 Pulse: 275ns, IFilt: 5.0MHz; ppPol: HH HV VV
 TxPol: HHVV, PRF: 20 10 20 10 kHz, NoiseFlg:4,1
 Range: Delay 75m, Spacing 15m, Gates 100
 Ave. Pulses: 84, Rng/Prof Aspect@90m/s: 5.9

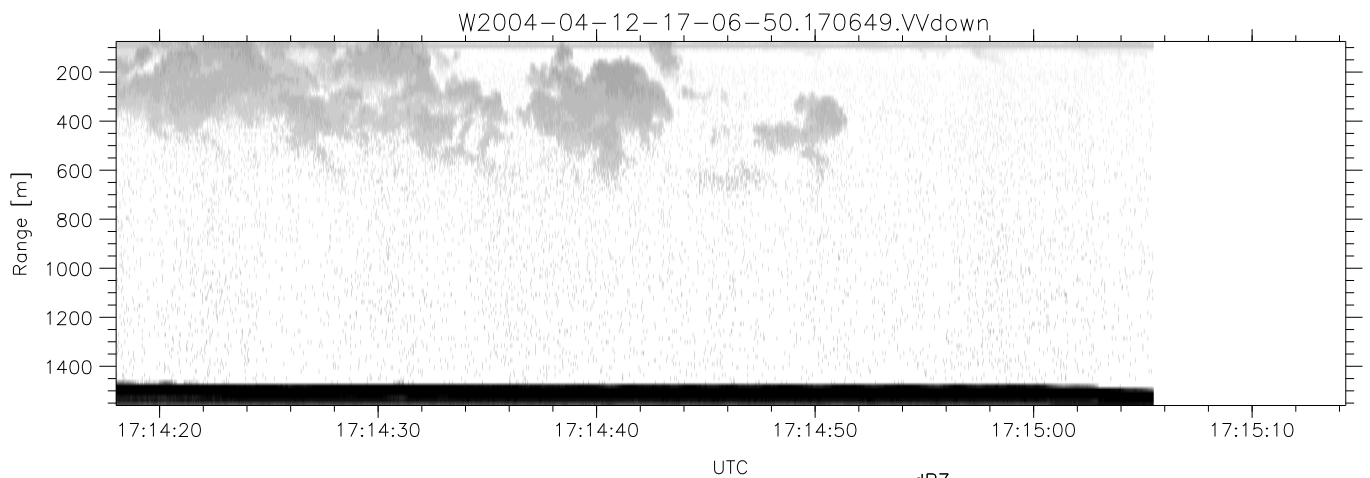
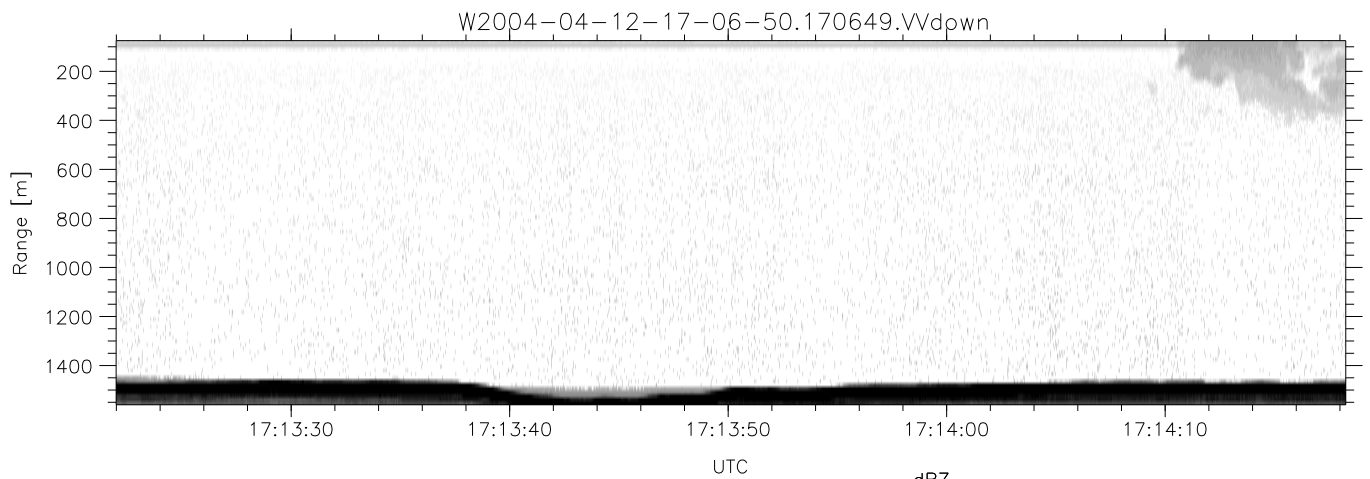
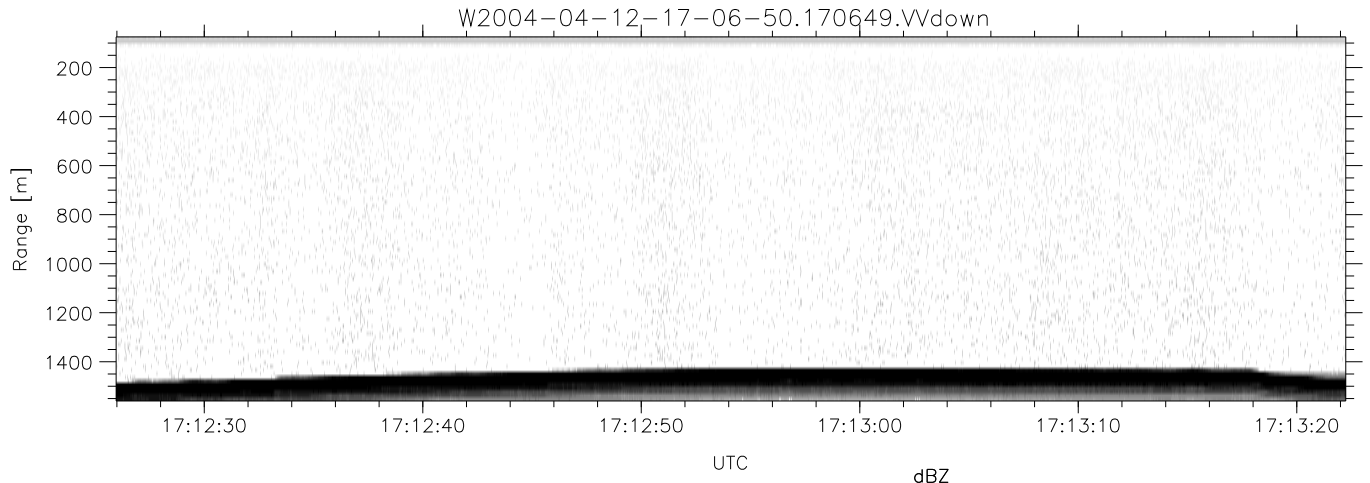
	Min	Max	Mean	Std	Varc%
hhN (dB)	-68.03	-64.86	-66.34	-76.40	9.9
vvN (dB)	-68.08	-64.89	-66.34	-76.35	10.0
hhL (dB)	-23.15	0.70	-7.23	-4.96	168.
vvL (dB)	-1.45	6.00	5.61	-2.07	17.0
ppN (m/s)	-12.94	12.33	0.01	4.11	
ppT (m/s)	-102.2	97.45	0.06	32.45	
hh/vv (dB)	NaN	38.58	10.73	21.83	1290
vh/hh (dB)	-99	-99	-99	-99	-99
hv/vv (dB)	NaN	-34.41	-61.56	-48.77	1900
hnjmp (dB)			0.11		
vnjmp (dB)			0.10		



CIFEX 2004 Data (cal/250ns+2.5/100ns-3.5/500ns: 53.0,50.0)

W2004-04-12-17-06-50 - PPMAG4, IRIG:1/0/2
 UTC: 17:06:49.85 to 17:21:19.92, Dur: 870s
 TimeLngth: 870.08s, TimeInt: 28ms (35.4pps)
 TimeCor=-13.0s, PPS(min,max,med): 35,36,35
 Timeint/DSPdiff(mn,min,mx):28,28,33/28,28,33
 Prof: 245 to 31090, NumProf(r/t): 17571/30845
 ProcTime/Recs: 17:06:49-17:15:05/0-17570
 ADacqtime: 25ms; DRate: 198.4KB/s; Flags: 0, 0, 0
 Pulse: 275ns, IFfilt: 5.0MHz; ppPol: HH HV VV
 TxPol: HHVV, PRF: 20 10 20 10 kHz, Noiseflg:4,1
 Range: Delay 75m, Spacing 15m, Gates 100
 Ave. Pulses: 84, Rng/Prof Aspect@90m/s: 5.9

	Min	Max	Mean	Std	Varc%
hhN (dB)	-68.03	-64.86	-66.34	-76.40	9.9
vvN (dB)	-68.08	-64.89	-66.34	-76.35	10.0
hhL (dB)	-23.15	0.70	-7.23	-4.96	168.
vvL (dB)	-1.45	6.00	5.61	-2.07	17.0
ppN (m/s)	-12.94	12.33	0.01	4.11	
ppT (m/s)	-102.2	97.45	0.06	32.45	
hh/vv (dB)	NaN	38.58	10.73	21.83	1290
vh/hh (dB)	-99	-99	-99	-99	-99
hv/vv (dB)	NaN	-34.41	-61.56	-48.77	1900
hn_jmp (dB)			0.11		
vn_jmp (dB)			0.10		



CIFEX 2004 Data (cal/250ns+2.5/100ns-3.5/500ns: 53.0,50.0)

W2004-04-12-17-06-50 - PPMAG4, IRIG:1/0/2
 UTC: 17:06:49.85 to 17:21:19.92, Dur: 870s
 TimeLngth: 870.08s, TimeInt: 28ms (35.4pps)
 TimeCor=-13.0s, PPS(min,max,med): 35,36,35
 Timeint/DSPdiff(mn,min,mx):28,28,33/28,28,33
 Prof: 245 to 31090, NumProf(r/t): 17571/30845
 ProcTime/Recs: 17:06:49-17:15:05/0-17570
 ADacqtime: 25ms; DRate: 198.4KB/s; Flags: 0, 0, 0
 Pulse: 275ns, IFfilt: 5.0MHz; ppPol: HH HV VV
 TxPol: HHVV, PRF: 20 10 20 10 kHz, Noiseflg:4,1
 Range: Delay 75m, Spacing 15m, Gates 100
 Ave. Pulses: 84, Rng/Prof Aspect@90m/s: 5.9

	Min	Max	Mean	Std	Varc%
hhN(dB)	-68.03	-64.86	-66.34	-76.40	9.9
vvN(dB)	-68.08	-64.89	-66.34	-76.35	10.0
hhL(dB)	-23.15	0.70	-7.23	-4.96	168.
vvL(dB)	-1.45	6.00	5.61	-2.07	17.0
ppN(m/s)	-12.94	12.33	0.01	4.11	
ppT(m/s)	-102.2	97.45	0.06	32.45	
hh/vv(dB)	NaN	38.58	10.73	21.83	1290
vh/hh(dB)	-99	-99	-99	-99	-99
hv/vv(dB)	NaN	-34.41	-61.56	-48.77	1900
hnjmp(dB)			0.11		
vnjmp(dB)			0.10		