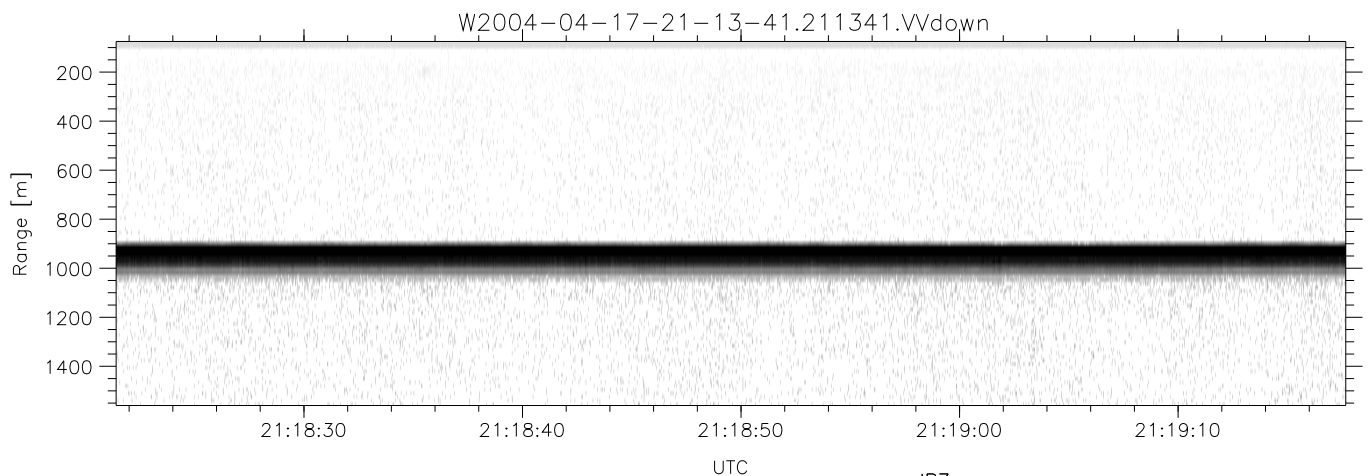
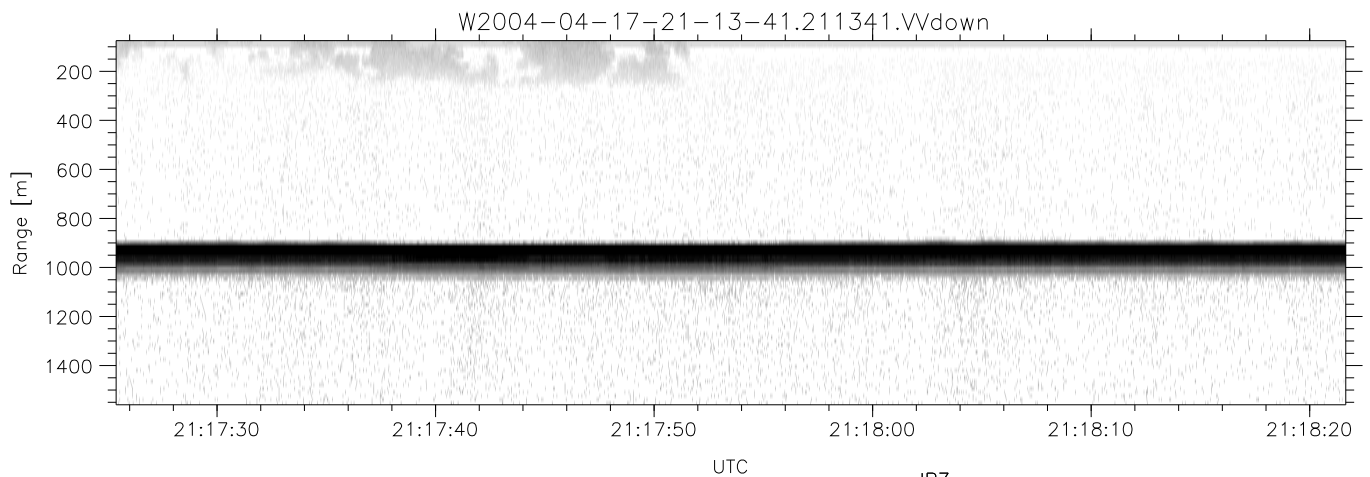
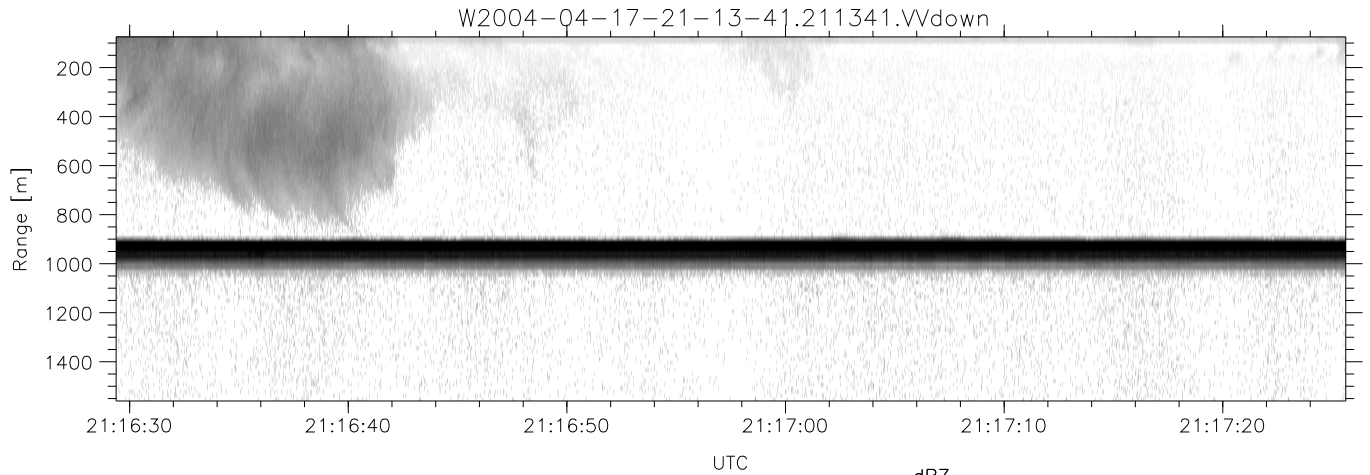


CIFEX 2004 Data (cal/250ns+2.5/100ns-3.5/500ns: 53.0,50.0)

W2004-04-17-21-13-41 - PPMAG4, IRIG:1/0/6  
 UTC: 21:13:41.35 to 21:26:02.50, Dur: 741s  
 TimeLngth: 741.97s, TimeInt: 26ms (37.6pps)  
 TimeCor=-13.0s, PPS(min,max,med): 37,38,38  
 Timeint/DSPdiff(mn,min,mx):26,26,29/27,26,29  
 Prof: 459 to 28321, NumProf(r/t): 18575/27862  
 ProcTime/Recs: 21:13:41-21:21:55/0-18574  
 ADacqtime: 25ms; DRate: 210.4KB/s; Flags: 0, 0, 0  
 Pulse: 275ns, IFfilt: 5.0MHz; ppPol: HH HV VV  
 TxPol: HHVV, PRF: 20 10 20 10 kHz, Noiseflg:2,2  
 Range: Delay 75m, Spacing 15m, Gates 100  
 Ave. Pulses: 84, Rng/Prof Aspect@90m/s: 6.3

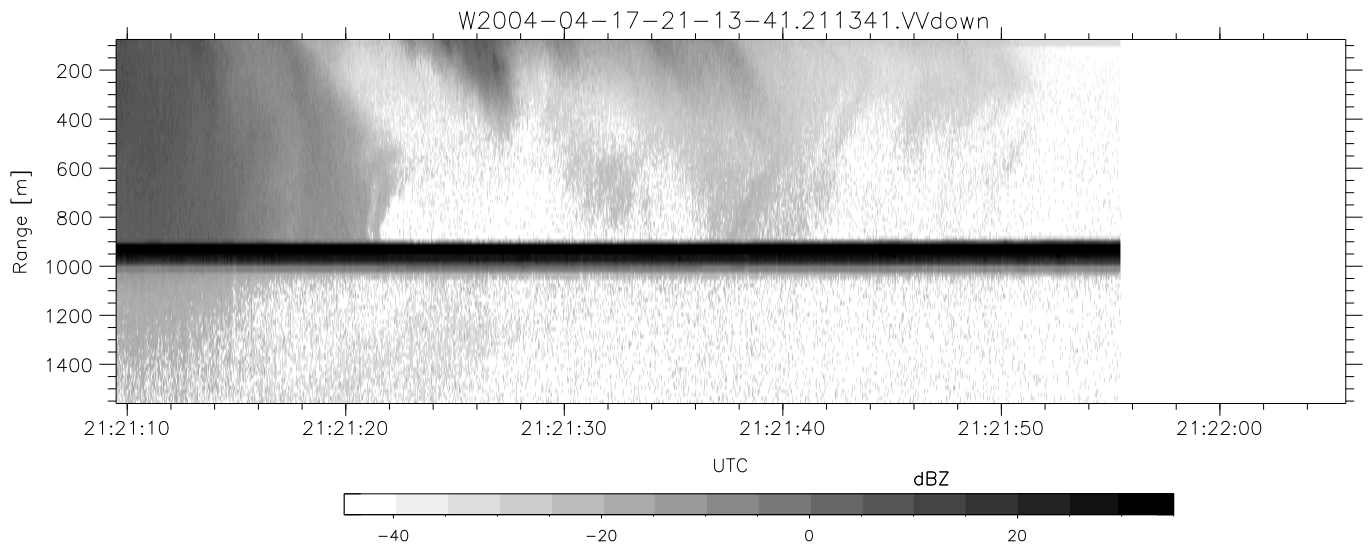
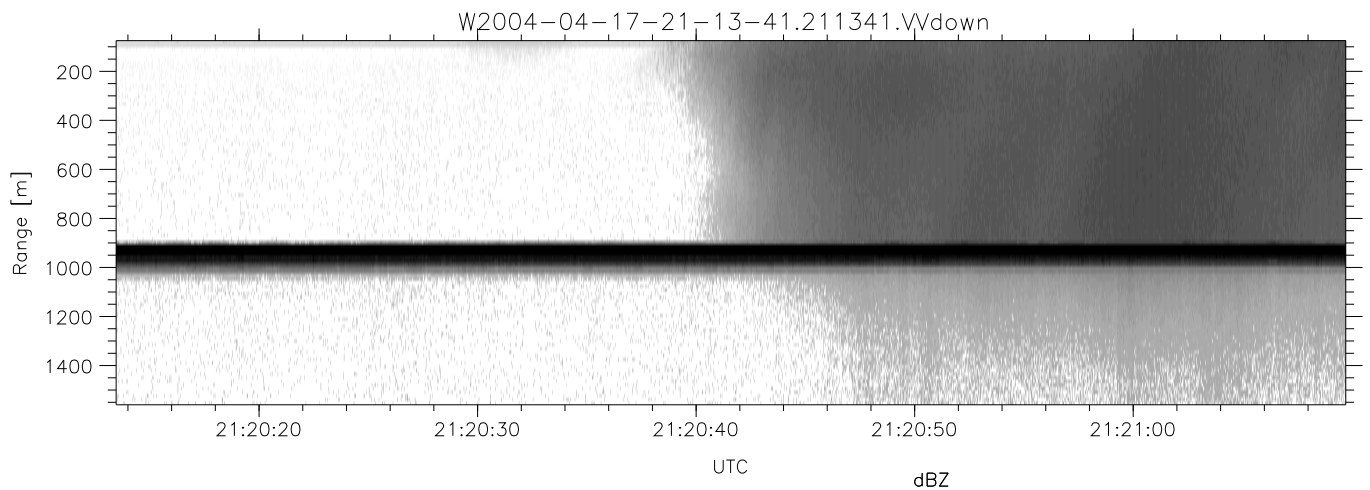
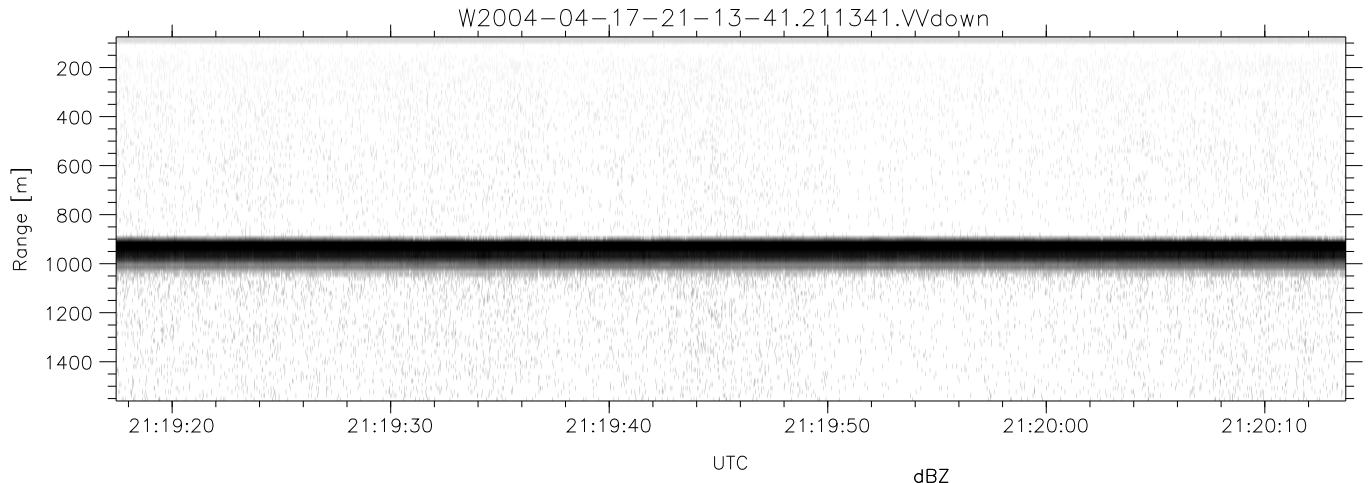
	Min	Max	Mean	Std	Varc%
hhN(dB)	-67.98	-64.61	-66.33	-76.30	10.1
vvN(dB)	-68.55	-64.64	-66.42	-76.29	10.3
hhL(dB)	-9.32	-0.16	-3.28	-8.91	27.4
vvL(dB)	-1.08	5.98	3.62	-3.12	21.2
ppN(m/s)	-12.37	12.84	0.00	4.15	
ppT(m/s)	-97.73	101.40	0.02	32.82	
hh/vv(dB)	NaN	78.91	29.48	52.51	2012
vh/hh(dB)	NaN	2.04	-24.11	-14.78	856.
hv/vv(dB)	NaN	8.29	-16.66	-8.64	634.
hnjmp(dB)			0.16		
vnjmp(dB)			0.18		



CIFEX 2004 Data (cal/250ns+2.5/100ns-3.5/500ns: 53.0,50.0)

W2004-04-17-21-13-41 - PPMAG4, IRIG:1/0/6  
 UTC: 21:13:41.35 to 21:26:02.50, Dur: 741s  
 TimeLngth: 741.97s, TimeInt: 26ms (37.6pps)  
 TimeCor=-13.0s, PPS(min,max,med): 37,38,38  
 Timeint/DSPdiff(mn,min,mx):26,26,29/27,26,29  
 Prof: 459 to 28321, NumProf(r/t): 18575/27862  
 ProcTime/Recs: 21:13:41-21:21:55/0-18574  
 ADacqtime: 25ms; DRate: 210.4KB/s; Flags: 0, 0, 0  
 Pulse: 275ns, IFfilt: 5.0MHz; ppPol: HH HV VV  
 TxPol: HHVV, PRF: 20 10 20 10 kHz, NoiseFlg:2,2  
 Range: Delay 75m, Spacing 15m, Gates 100  
 Ave. Pulses: 84, Rng/Prof Aspect@90m/s: 6.3

	Min	Max	Mean	Std	Varc%
hhN(dB)	-67.98	-64.61	-66.33	-76.30	10.1
vvN(dB)	-68.55	-64.64	-66.42	-76.29	10.3
hhL(dB)	-9.32	-0.16	-3.28	-8.91	27.4
vvL(dB)	-1.08	5.98	3.62	-3.12	21.2
ppN(m/s)	-12.37	12.84	0.00	4.15	
ppT(m/s)	-97.73	101.40	0.02	32.82	
hh/vv(dB)	NaN	78.91	29.48	52.51	2012
vh/hh(dB)	NaN	2.04	-24.11	-14.78	856.
hv/vv(dB)	NaN	8.29	-16.66	-8.64	634.
hnjmp(dB)			0.16		
vnjmp(dB)			0.18		



CIFEX 2004 Data (cal/250ns+2.5/100ns-3.5/500ns: 53.0,50.0)

W2004-04-17-21-13-41 - PPMAG4, IRIG:1/0/6  
 UTC: 21:13:41.35 to 21:26:02.50, Dur: 741s  
 TimeLngth: 741.97s, TimeInt: 26ms (37.6pps)  
 TimeCor=-13.0s, PPS(min,max,med): 37,38,38  
 Timeint/DSPdiff(mn,min,mx):26,26,29/27,26,29  
 Prof: 459 to 28321, NumProf(r/t): 18575/27862  
 ProcTime/Recs: 21:13:41-21:21:55/0-18574  
 ADacqtime: 25ms; DRate: 210.4KB/s; Flags: 0, 0, 0  
 Pulse: 275ns, IFfilt: 5.0MHz; ppPol: HH HV VV  
 TxPol: HHVV, PRF: 20 10 20 10 kHz, NoiseFlg:2,2  
 Range: Delay 75m, Spacing 15m, Gates 100  
 Ave. Pulses: 84, Rng/Prof Aspect@90m/s: 6.3

	Min	Max	Mean	Std	Varc%
hhN(dB)	-67.98	-64.61	-66.33	-76.30	10.1
vvN(dB)	-68.55	-64.64	-66.42	-76.29	10.3
hhL(dB)	-9.32	-0.16	-3.28	-8.91	27.4
vvL(dB)	-1.08	5.98	3.62	-3.12	21.2
ppN(m/s)	-12.37	12.84	0.00	4.15	
ppT(m/s)	-97.73	101.40	0.02	32.82	
hh/vv(dB)	NaN	78.91	29.48	52.51	2012
vh/hh(dB)	NaN	2.04	-24.11	-14.78	856.
hv/vv(dB)	NaN	8.29	-16.66	-8.64	634.
hnjmp(dB)				0.16	
vnjmp(dB)				0.18	